

Pelletization of EI-Dekhila iron oxide waste and reduced it by hydrogen gas

N.A. El-Hussiny¹, F.M.Mohamed^{1,2}, Hala. H. Abd El-Gawad³, M.E.H. Shalabi^{1*}

Abstract -Reduction of EI-Dekhila iron oxide waste in the form pellets was done in the temperature range 700 to 950 °C. In reduction kinetics study the most satisfactory model was done to take the slope of the initial linear region of fractional reduction vs. time curve as a measure of rate constant (k). In k vs. 1/T plots were straight line from which Activation Energy was calculated.

Key words - Pellets of EI-Dekhila iron oxide waste, Reduction of pellets by hydrogen, kinetic reduction model, energy of activation

1. INTRODUCTION

EI-Dekhila iron Co. imported the pellets from the outside of Egypt, during the transportation from outside to Company, a lot of fine (waste pellets fine) formed, this fine was not suitable for the reduction inside the furnace of reduction [1].

Hydrogen has been proven to be a good reductive agent as well as an environment-friendly material because it uses innocuous H₂O as its reducing product [2–5].

Hsin-Yu Lin et al [6] indicated that when hematite ore used by H₂ as the reduction agents, the two-stage reduction was observed: Fe₂O₃ was reduced to Fe₃O₄ and then reduced to metallic Fe. The activation energy for the two reduction steps of iron oxide are 89.13 and 70.412 (kJ mol⁻¹), respectively, and the reduction models are unimolecular model for Fe₂O₃→Fe₃O₄ reduction and two-dimensional nucleation according to Avrami–Erofeev model for Fe₃O₄→Fe.

Damien et al [7] concluded that the reduction of iron ores by hydrogen is a gas-solid reaction which occurs in two or three stages. For temperatures higher than 570°C, hematite (Fe₂O₃) is first transformed into magnetite (Fe₃O₄), then into wüstite (Fe_{1-y}O), and finally into metallic iron whereas at temperatures below 570°C, magnetite is directly transformed into iron since wüstite is not thermodynamically.

Pineau et al [8] found that the reduction of iron oxides with hydrogen in the temperature range of 200–680 °C leads to the following conclusions:

1. The reduction of hematite to magnetite by H₂ is characterized by an apparent activation energy of about 76 kJ/mol.
2. The reduction path of magnetite to iron is function of the reaction temperature. At temperatures lower than 420 °C, Fe₃O₄ is reduced directly to iron. At 450 < T < 570 °C,

1-Central Metallurgical Research and Development Institute, (CMRDI),
Cairo, Egypt.

2- King Khalid University, Faculty of science and Arts For Girls. Sarat
Abida . Saudi Arabia

3-Faculty of Science and arts Mohail Asser king khalid university, Saudi
Arabia

*corresponding author: shalabimeh@hotmail.com

magnetite and wüstite are present with iron. At T > 570 °C, magnetite is fully reduced to wüstite before its reduction to Fe.

3. The apparent activation energy for the reduction of Fe₃O₄ by H₂ decreases from 88 to 39 kJ/mol for temperatures lower and higher than 420 °C.

4. Mathematical modeling of experimental data suggest that the controlling mechanism is the two- and three-dimensional growth of nuclei and by phase boundary reaction at higher temperature.

5. The decrease of E_a around 420 °C could be attributed to the annealing of defects of the crystalline structure of magnetite.

6. The reduction rate of magnetite with hydrogen is higher than that obtained with CO.

ASIMA & ITISHREE [9] indicated that with increase in temperature, reduction percentage of iron ore pellets increases and with increase in time the reduction percentage of pellets increases and Iron ore reduction kinetics follow topochemical reaction nature and the reduction reaction is temperature dependant

Raymond and Leiv [10] indicated that The reduction of wüstite to metallic iron seems to be the limiting stage in the reduction of the iron ore pellets with H₂ and CO mixture.

Mohamed et al [11] concluded that the recycling of some iron oxide waste characterized by high iron oxide content such as EI-Dekhila iron oxide pellets waste during the sintering of iron concentrate. The results show that, replacement of iron ore concentrate with 10% iron oxide pellets fine increases the amount of ready made sinter, sinter strength and productivity of both sinter machine and blast furnace yard.

Siyi, et al [12] found that when green pellets of iron ore were prepared by blending iron ore powder with biomass, dolomite and bentonite; and then the green pellets were firstly preheated under oxygen-free atmosphere and then reduced by syngas produced from catalytic gasification of biomass. Heat energy for pellet reduction was provided by biomass combustion. The results showed that the improvement of DRI quality can be achieved by increasing preheating temperature, decreasing pellet size and the addition of dolomite. Under optimum operation conditions

(900 °C of preheating temperature, 8–10 mm of pellet size), 90.1% total iron and 94.9% metallization rate were achieved .,

Hai-bin et al [13] indicated that: (1) Increasing hydrogen or increasing reaction temperature can accelerate reduction reactions, due to the endothermal reaction of hydrogen
2- Adding just a little CO into the H₂ would decrease the gas effective diffusion coefficient drastically compared with pure hydrogen.

El-Hussiny et al [1] found that: 1- the reduction rates of briquette of El-Dekhaila iron oxide waste increased with increasing temperature of the reduction from 700 up to 950°C.
2- The reduction rate increased with increased of hydrogen flow rate at constant temperature.

3- The diffusion processes through the produced briquettes is the reduction control step and the briquettes have activation energy = 36.12 kJ/ mole.

This work aimed pelletization the iron oxide pellets waste which present in El-Dekhaila iron Co. and reduced it in static bed by hydrogen (hydrogen is best as a reductant from the environmental and reduction kinetics points of view

2. EXPERIMENTAL Work

2.1. Raw Materials

El-Dekhaila waste pellets fine which used in this work was delivered from El-Dekhaila steel Company (Alexandria, Egypt) the chemical analyses of this fine are, Fe total = 66.5%, Fe₂O₃ = 95%, SiO₂ = 1.5% and CaO = 0.7%.. [1].

X-ray of the El-Dekhaila pellets waste fine illustrated in Fig.1, from which it is clear that the main compound of this waste is hematite.[1]

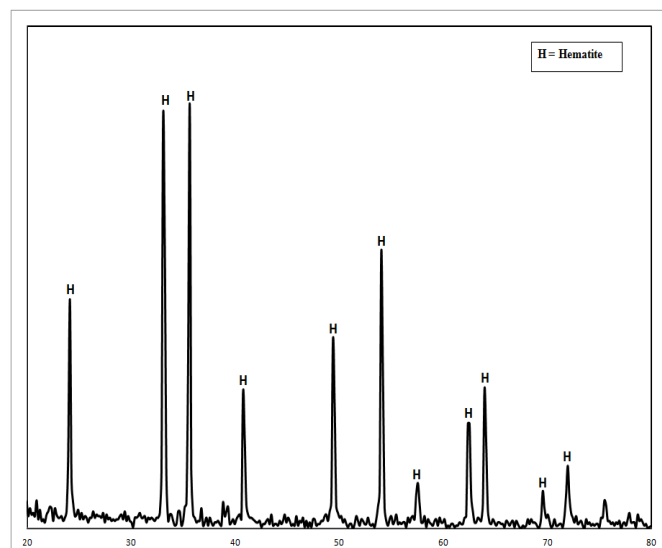


Fig.1. X-ray of El-Dekhela Pellets waste

2.2. Preparation of the Pellets and Its Physical Properties.

El-Dekhaila waste pellets was grinding in vibrating mill to powder with size less than 75 micrometers. After which the pelletization of the El-Dekhila waste pellets were done in a disc pelletizer (Fig.2) of diameter 400 mm, collar height 100 mm , angle of inclination 60 °C, disc rotating speed 17 rpm and residence time 30 min. After the materials were feed to the pelletizer the predetermined moisture amount (8.5% water + 2.5% of molasses) was then sprayed onto the rolling bed of material in the pelletizer. The green pellets in the size range 5-7 mm diameter were screened out to dry in air for 3 day, to ensure the evaporation of all water used during the granulation process.

The green and dried produced pellets subjected to drop number test from 46 cm height and crushing strength tests. The crushing strength test used MEGA.KSC-10 hydraulic press)Fig.3 The drop number indicates how often green or dried pellets can be dropped from a height 46 cm before they show perceptible cracks or crumble. Ten green or dried pellets are individually dropped on to a steel plate. The number of drops is determined for each pellets and the arithmetical average values of the crumbing behavior of the ten pellets yield the drop number .The average crushing strength is done by compressed 10 pellets by MEGA.KSC-10 hydraulic press up to their breaking [14-17].



Fig. 2. Disc pelletizer equipment



Fig.3. MEGA.KSC-10 hydraulic press

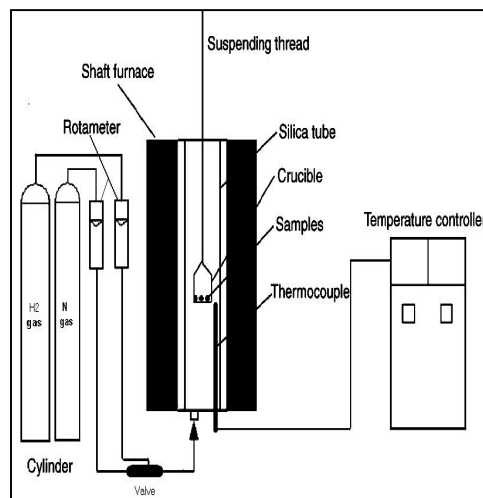


Fig. 4. Schematic diagram of the reduction apparatus

2.3. Reduction Procedures

The reduction of EI-Dekhaila pellets by hydrogen were done on thermo gravimetric apparatus (A schematic diagram of thermo gravimetric apparatus is shown in Fig. 4 [1,18 -24] It consisted of a vertical furnace, electronic balance for monitoring the weight change of reacting sample and temperature controller. The sample was placed in an Ni -Cr basket which was suspended under the electronic balance by Ni-Cr wire. The furnace temperature was raised to the required temperature (700-950 °C) and maintained constant to ± 5 °C. The samples were placed in hot zone. The nitrogen flow rate was 0.5 l/min on all the experiments. at initial time and after the end of reduction only The weight of the sample was continuously recorded At the end of the run, the samples were withdrawn from the furnace and putted in the desiccators. The amount of removable oxygen was determined by the weight loss in the sample (Wo-W) during the experiment of reduction with H₂ in the furnace .The percentage of reduction was calculated according to the following equations [1, 25-26].

$$\text{Percentage of reduction} = \frac{(W_o - W_t)}{W_o} \times 100$$

Where W_o the initial mass of sample after removal of moisture , g. W_t mass of sample after each time, t. Oxygen (mass) indicates the mass of oxygen percent in EI-Dekela waste fine in form Fe₂O₃ , g.

3. RESULTS AND DISSECTIONS

3.1. Quality of the Produced Green and Dried Pellets

The drop damage resistance and compressive strength of the produced green and dried pellets are shown in Table 1 . From this table, it was found that the the drop damage resistance and the compressive strength for green equal 4 and 0.017 MPa respectively while for the dried pellets (drying time 3 day) the drop damage resistance and compressive strength equal to 27 and 0.31MPa respectively

Table.1. Characterization of the produced pellets.

| Type of pellets | Green pellets | Dried pellets |
|---------------------------------|---------------|---------------|
| Average drop number | 4 | 27 |
| Average crushing strength, MPa. | 0.017 | 031 |

3.2. Effect of Hydrogen Flow Rate on The Reducibility of The EI-Dekhila Waste After The Pelletization at 900 °C

Fig. 5. shows the effect of different flow rate on the percentage of reduction of the pellets of EI-dekhela iron oxide waste when the reduction were done at constant temperature (900°C), and the weight of the sample was constant . . It is clear that as the flow rate of hydrogen increased the reduction percentage increased. This may be due to the fact that increase of flow rate leads to increasing the number of hydrogen moles in the bulk phase, which in turn leads to the raise of hydrogen adsorption. In this way, the rate of reaction increased [24, 27-28] or the increase of flow rate increased the gas diffusion across the boundary layer subsequently increased [24 ,27 -29] . Also may be the higher flow rate prevailing in the reaction zone which enhances the rate of hydrogen absorption and subsequently the rate of chemical reaction steps increased [27,30] .

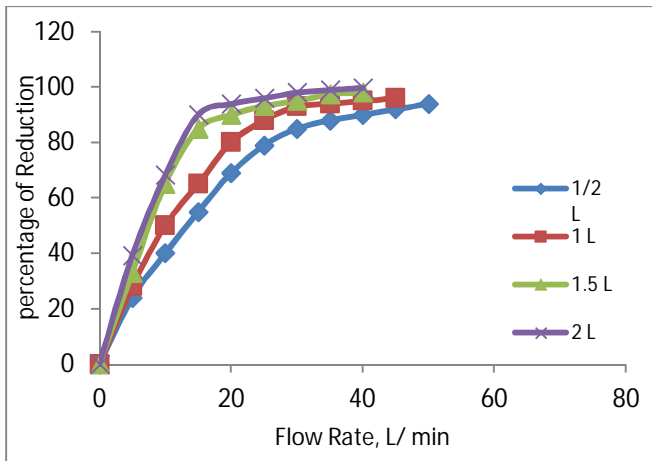


Fig. 5 - Effect of hydrogen flow rate on the reduction of pellet of EI-Dekhaila waste.

3.3. Effect of Change of Temperature on The Reduction Percentage

In order to examine the effect of temperature on the reduction of pellets of EI-Dekhaila waste (5-7 mm) by 2 L/min hydrogen flow rate , experiments were carried out at 700 – 950°C. Plots of the reduction percentage as function of time are shown in Fig. 6. From this figure it is clear that the increase in temperature causes an increase in the extent of reduction as observed previously [1. 31.32]The increase of reduction percentage with temperature could be due to increase number of reacting moles having excess energy which leads to the increase of adsorption rate. Also increasing temperature leads to increase the rate of mass transfer of the diffusion and rate of chemical reaction (1.23.29,30, 33).

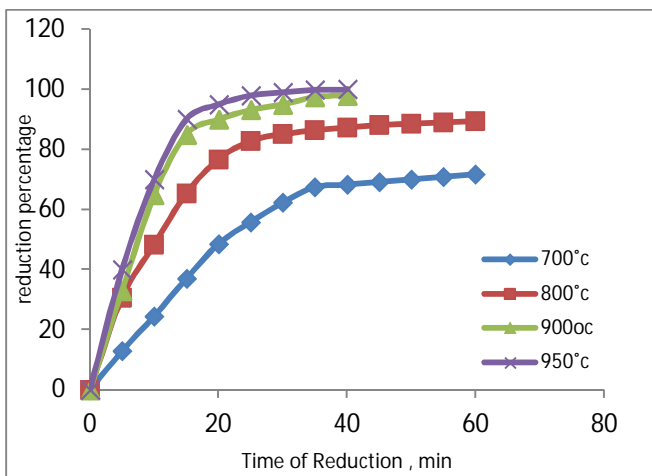


Fig.6. Effect of reduction temperature on the reduction of pellets of EI-Dekhaila waste

3.4. Kinetics Reduction of Reduction of Pellets of EI-Dekhaila Waste

Kinetic studies for estimation of apparent activation energies were carried out for the pellets at different temperatures range from 700°C up to 950°C for different time intervals in the range of 0 - 60 min.

Using 1- diffusion process control equation (Jander and Anorg Equation) [1,24, 34-35].

$$[1 - (1-R)^{1/3}]^2 = kt$$

2- Avrami-Erofeev n^{-1}

$$[-\ln(1-R)] = kt$$

Where R is fractional reduction, τ is time of reduction, k is the rate constant. Fig.7. illustrate the relation between $[1 - (1-R)^{1/3}]^2$ against time of reduction for different reduction temperature . From which it is clear that the straight line was observed.

The natural logarithms were used according to the Arrhenius equation to calculate the activation energies of reduction reaction. The results illustrate in Fig.8 , from which it is clear that the activation energy= 93.43 kJ/ mole.

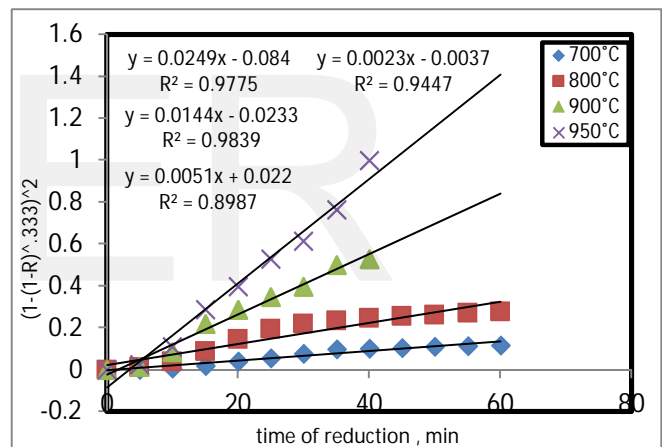


Fig.7. The relation between $[1 - (1-R)^{1/3}]^2$ and time of reduction

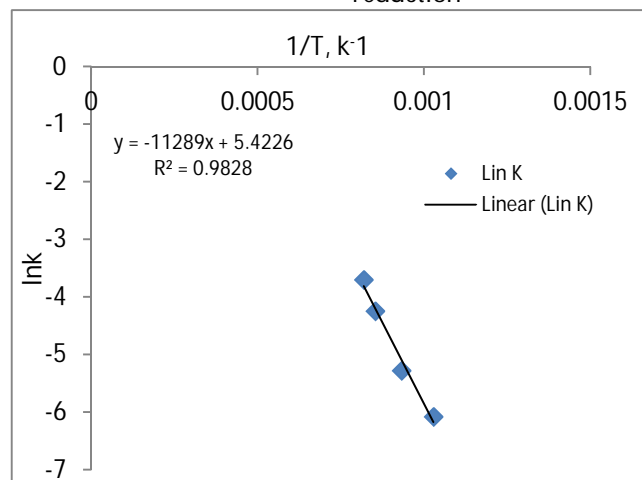


Fig.8. Relation between $\ln k$ and $1/T, K^{-1}$

Fig.9. illustrate the relation between $-\ln(1-R)$ against time of reduction for different reduction temperature . From which it is clear that the straight line was observed. The natural logarithms were used according to the Arrhenius equation to calculate the activation energies of reduction reaction. The results illustrate in Fig.10 , from which it is clear that the activation energy= 80.8 kJ/ mole .

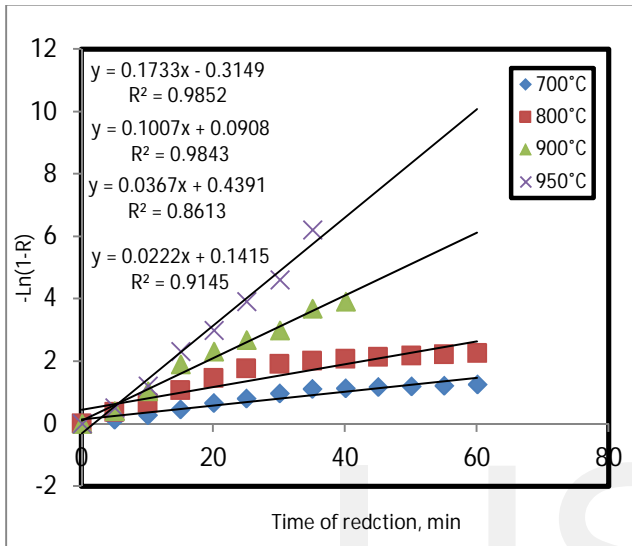


Fig.9. The relation between $-\ln(1-R)$ against time of reduction for different reduction temperature.

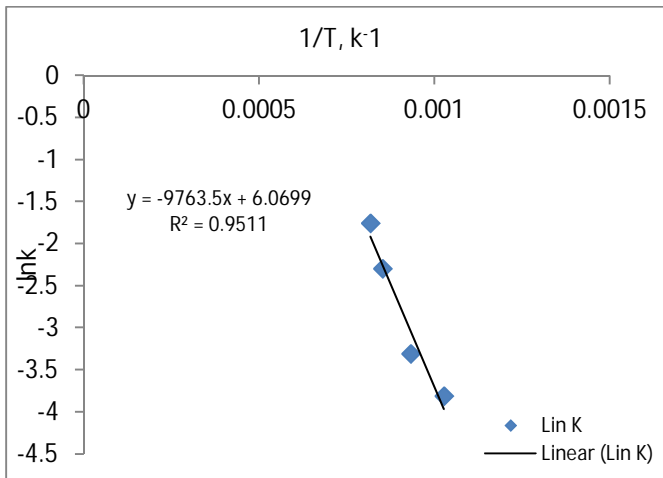


Fig.10. Relation between $\ln k$ and $1/T$, K^{-1}

3.5. X-Ray Analysis of The Reduced Briquettes

Figs. 11. shows the phases produced after reduction by hydrogen at 700 and 950 °C. From these figure it is clear that at temperature 950 °C the reduction is nearly completed and all hematite nearly converted to metallic iron .

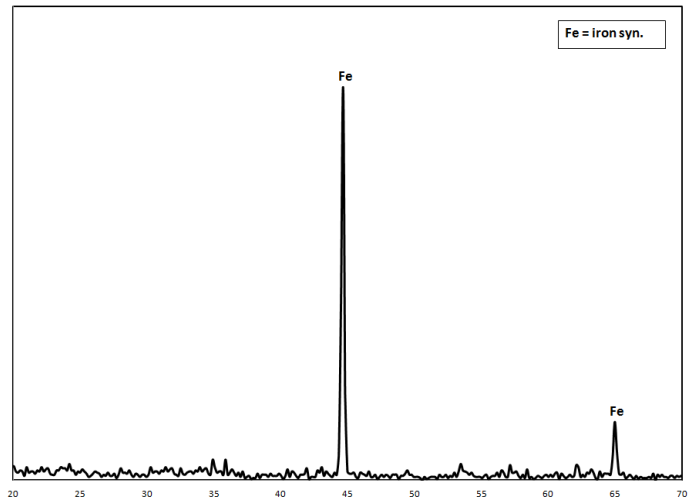


Fig.11. ray analyses of the sample of pellets reduced by hydrogen at 950 °C

4. CONCLUSIONS

- 1) The reduction rates of pellets with hydrogen increased with increasing temperature of the reduction from 700 up to 950°C.
- 2) The reduction rate increased with increased hydrogen flow rate at constant reduction temperature.
- 3) The diffusion processes through the produced briquettes or Avrami-Erofeev $n=1$ are the reduction controller steps for the reduction of EI-Dekhila iron oxide waste pellets EI-Dekhila iron oxide waste reduced it by hydrogen gas

5. REFERENCES

1. N.A. El-Hussiny, Hala. H. Abd El-Gawad, F.M. Mohamed , M.E.H. Shalabi , "Study on reducing briquettes of EI-Dekhila iron oxide waste by hydrogen gas", International Journal of Scientific & Engineering Research, Volume 6, Issue 8, August-2015 , 1528 – 1534.
2. H.K. Pinegar, M.S. Moats, and H.Y. Sohn, Process simulation and economic feasibility analysis for a hydrogen-based novel suspension ironmaking technology, *Steel Res. Int.*, 82(2011), No. 8, p. 951.
3. H.T. Wang and H.Y. Sohn, Hydrogen reduction kinetics of magnetite concentrate particles relevant to a novel flash ironmaking process, *Metall. Mater. Trans. B*, 44(2013), No. 1, p. 133.
4. D. Wagner, O. Devisme, F. Patisson, and D. Ablitzer, A laboratory study of the reduction of iron oxides by hydrogen, [in] *The 135th TMS Annual Meeting Proceeding*, San Diego, 2006, p. 111.
5. J. Dang, G.H. Zhang, X.J. Hu, and K.C. Chou, Non-isothermal reduction kinetics of titanomagnetite by hydrogen, *Int. J. Miner. Metall. Mater.*, 20(2013), No. 12, p. 1134.

6. Hsin-Yu Lin , Yu-Wen Chen , Chiuping Li , The mechanism of reduction of iron oxide by hydrogen, *Thermochimica Acta* .Volume 400, issues 1–2, 17 April 2003, Page 61-67.
7. Damien Wagner, Olivier Devisme, Fabrice Patisson and Denis Ablitzer , “ A Laboratory study of the reduction of iron oxides by hydrogen”, *Sohn International Symposium, 27-31 Aug. 2006, San Diego. Proceedings edited by F. Kongoli and R.G. Reddy, TMS, vol. 2, pp. 111-120*
8. A. Pineau, N. Kanari, I. Gaballah , Kinetics of reduction of iron oxides by H₂ .Part I: Low temperature reduction of hematite, *Thermochimica Acta* 447 (2006) 89–100.
9. Asima Priyadarsini & Itishree Mishra , Reduction kinetics of iron ore pellets and the effect of binders , A Thesis Submitted in partial fulfillment the requirements for the degree of Bachelor of Technology In Metallurgical and Materials Engineering ,Department of Metallurgical and Materials Engineering , National Institute of Technology Rourkela (2007).
10. Raymond Longbottom and Leiv Kolbeinsen, Iron ore Reduction with CO and H₂ Gas Mixtures – Thermodynamic and Kinetic Modelling , *Proceedings of the 4th Ucos seminar , 1st & 2nd October 2008 , New Direct Reduction (DR) , pp. 1-12 .*
11. F.M. Mohamed, Y.M.Z. Ahmed, M.E.H. Shalabi, “ Uses of iron oxide wastes with iron ore concentrate in sintering process”, *The Journal of Ore Dressing, 10, 19, 13-33, 2008.*
12. Siyi Luo , Yangmin Zhou and Chuijie Yi , Two-step direct reduction of iron ore pellets by utilization of biomass: Effects of preheating temperature, pellet size and composition , *J. Renewable Sustainable Energy* 5, 06 , 3114 (2013).
13. Hai-bin Zuo , Cong Wang, Jie-ji Dong , Ke-xin Jiao , and Run-sheng Xu , Reduction kinetics of iron oxide pellets with H₂ and CO mixtures , *International Journal of Minerals, Metallurgy and Materials* Volume 22, Number 7, July 2015, Page 688 -696 *International Journal of Minerals, Metallurgy and Materials* ,Volume 22, Number 7, July 2015, Page 688.
14. Meyer K , “Pelletization of Iron Ores”, Springer:Verlag. Berlin, Heidelberg, (1980).
15. Forsmo S.P.E., Apelqvist A.J., Björkman B.M.T. and Samskog P.O., “Binding mechanisms in wet iron ore green pellets with a bentonite binder”, *Powder Technology* 169,(2006), 147-158.
16. Forsmo S.P.E., Samskog P.O. , and Björkman B.M.T., “A study on plasticity and compression strength in wet iron ore green pellets related to real process variations in raw material fineness”, *Powder Technology* 181,(2008).321-330.
17. Nafeaa I.A., Zekry A.F., Farag A.B., Khalifa M.G., El-Hussiny N.A. and Shalabi M.E.H., “Kinetic Study of Formation of Sodium Titanets by Roasting of Soda Ash and Ilmenite Ore Concentrate” , *Indian Chemical Engineer* , (2013) , 1–11.
18. Naglaa Mohamed Hashem, Bahaa Ahmed Salah, Naglaa Ahmed El-hussiny, Said Anwar Sayed, Mohamed Gamal Khalifa and Mohamed El-Menshawii Hussein Shalabi , “Reduction kinetics of Egyptian iron ore by non coking coal , *International Journal of Scientific & Engineering Research*, Volume 6, Issue 3, 846- 852, March-2015.
19. Naglaa Ahmed El-Hussiny ,Inass Ashraf Nafeaa, Mohamed Gamal Khalifa, Sayed Thabt. AbRahim, Mohamed El-Menshawii Hussein. Shalabi, “Sintering of the briquette Egyptian iron ore with lime and reduction of it via hydrogen”, *International Journal of Scientific & Engineering Research*, volume 6, Issue 2, pp.1318-1324, February-(2015).
20. F. M. Mohamed, Y. M. Z. Ahmed and M. E. H. Shalabi, “Briquetting of waste manganese ore sinter fine using different binding materials,” *Environmental Issues and Waste Management in Energy and Mineral Production Swemp*, (2004), pp. 567-573.
21. El-Hussiny, N.A. and Shalabi, M.E.H., “A self-reduced intermediate product from iron and steel plates waste materials using a briquetting process”, *Powder Technology*, 205, 217-223, 2011.
22. N. M. Gaballah, A. F. Zikry, M. G. Khalifa, A. B. Farag, N. A. El-Hussiny, M. E. H. Shalabi , “Production of iron from mill scale industrial waste via hydrogen”, *Open Journal of Inorganic Non-Metallic Materials*, 3, 23-28 ,(2013).
23. Naglaa Ahmed El-Hussiny, Atef El-Amir, Saied Thabet Abdel-Rahim, Khaled Elhossiny, and Mohamed El-Menshawii Hussein Shalabi , “Kinetics of direct reduction titanomagnetite concentrate briquette produced from rosetta-ilmenite via hydrogen” *oalibj2* August 2014 , Volume 1 , e662.
24. Naglaa Ahmed El-Hussiny , Hassan Hussein Abdul-Wahab , Mohamed Mahmoud Ali ,Abdud-Lattif Abdel-Motagally Omar , Mohamed El-Menshawii Hussien Shalabi and Mohamed Reda Moharm , “Effect of grinding time of mill scale on the physicochemical properties of produced briquettes and its reduction via hydrogen” , *oalibj* , October (2014) , Volume 1 , e1016.
25. Lu, W.K and Huang, D.F., 2003. Mechanisms of reduction of iron ore/ coal agglomerates. *Mineral Processing and Extractive Metallurgy*, Vol.24, p. 293 – 324.
26. Sterneland, J., Andersson, M.A. and Jöussn, P.G., 2003. Comparison of iron ore reduction in experimental blast furnace and laboratory scale simulation of blast furnace

- process. Jour. Iron making and steelmaking, Vol.30, No.4, p. 313 – 327.
27. N. M. Gaballah , A. F. Zikry , M. G. Khalifa , A. B. Farag ,N. A. El-Hussiny and M. E. H. Shalabi , "Kinetic reduction of mill scale via hydrogen", *Science of Sintering*, 46 ,107-116 , (2014).
 28. *Shalabi M.E.*, "The kinetics of reduction of Baharia iron ores with bed", M.Sc., El-Tabbin Metallurgical Institute for Higher Studies, (1973).
 29. S.A. Sayed ,G.M. Khalifa ,E.S.R. El-Faramawy and M.E.H.Shalabi , "Kinetic reduction of low manganese iron ore by hydrogen," *Egyptian Journal of Chemistry*, 45, 1, 47-66, (2002).
 30. S.A. Sayed ,G.M. Khalifa ,E.S.R. El-Faramawy and M.E.H.Shalabi., "Reductions kinetic of El-Baharia iron ore in a static bed," *Gospodarka Surowcami Mineranymi*, Vol. 17, Special Issue, pp. 241-245, (2001).
 31. A. Bonalde, A. Henriquez, and M. Manrique, Kinetic analysis of the iron oxide reduction using hydrogen-carbon monoxide mixtures as reducing agent, *ISIJ Int.*, 45(2005), No. 9, p. 125.
 32. H.J. Ryu, D.H. Bae, K.H. Han, S.Y. Lee, G.T. Jin, and J.H. Choi, Oxidation and reduction characteristics of oxygen carrier particles and reaction kinetics by unreacted core model, *Korean J. Chem. Eng.*, 18(2001), No. 6, p. 831.
 33. Nafeaa, I. A. ; Zekry, A. F. ; Khalifa, M. G. ; Farag, A. B. ; El-Hussiny, N. A. and Shalabi, M. E. H , Kinetics of Reaction of Roasting of Soda Ash and Ilmenite Ore Concentrate for Formation of Sodium Titanates. *TIMS BULLETIN* , V.100, July ,(2012), 42-71.
 34. Jander, W. and Anorg, Z., "Kinetic Model for Solid-State Reactions", *Zeitschrift für Anorganische und Allgemeine Chemie*, 163, 1-30, (1927).
 35. Ammar Khawam," Application of solid state kinetics to desolvation reactions", Ph thesis in Pharmacy in the Graduate College of The University of Iowa , May (2007).